

Scoring Your PSAT/NMSQT Practice Test #2

Congratulations on completing a PSAT/NMSQT® practice test. To score your test, follow the instructions in this guide.

Scores Overview

Each assessment in the SAT Suite (SAT®, PSAT/NMSQT, PSAT™ 10, and PSAT™ 8/9) reports test scores and cross-test scores on a common scale.

The assessments also report subscores, which provide more information to students, educators, and parents. For more details about scores, visit collegereadiness.collegeboard.org.

The NMSC Selection Index score is used by National Merit Scholarship Corporation (NMSC) as an initial screen of students who enter the National Merit® Scholarship Program. The Selection Index scores of all students who meet entry requirements will be considered for program recognition. See the *PSAT/NMSQT Student Guide* for more information about the National Merit Scholarship Program.

The College Board Assessment Design & Development team wrote the practice test using the same processes and standards they use when writing the actual PSAT/NMSQT. Everything from the way questions are written to how they look on the page accurately reflects what you'll see on test day.

1 Total Score 320–1520 Scale	Total Score		
2 Section Scores 160–760 Scale	Evidence-Based Reading and Writing		Math
3 Test Scores 8–38 Scale	Reading	Writing and Language	Math
2 Cross-Test Scores 8–38 Scale	Analysis in History/Social Studies		
	Analysis in Science		
7 Subscores 1–15 Scale	Command of Evidence		Heart of Algebra
	Words in Context		Problem Solving and Data Analysis
		Expression of Ideas	Passport to Advanced Math
		Standard English Conventions	
1 NMSC Selection Index 48–228 Scale	NMSC Selection Index		

How to Calculate Your Practice Test Scores and Selection Index Score

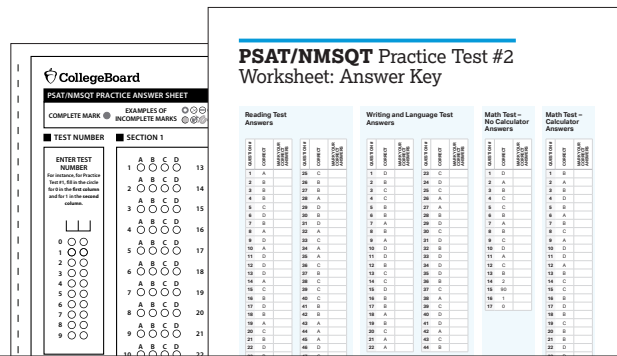
GET SET UP

- 1 You'll need the answer sheet that you bubbled in while taking the practice test. You'll also need the conversion tables and answer key at the end of this guide.



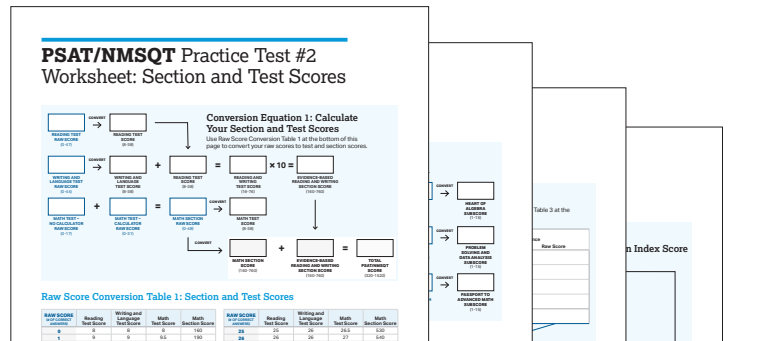
SCORE YOUR PRACTICE TEST

- 2 Using the answer key on page 8, count your total correct answers for each section. Write the number of correct answers for each section in the answer key at the bottom of that section.



CALCULATE YOUR SCORES

- 3 Using your marked-up answer key and the conversion tables, follow the directions on pages 3–7 to get all of your scores.



Get Section, Test, and Total Scores

Your total score on the PSAT/NMSQT practice test is the sum of your Evidence-Based Reading and Writing Section score and your Math Section score. To get your total score, you'll convert what we call the "raw score" for each section—the number of questions you got right in that section—into the "scaled score" for that section and then calculate the total score.

GET YOUR EVIDENCE-BASED READING AND WRITING SECTION SCORE

Calculate your PSAT/NMSQT Evidence-Based Reading and Writing Section score (it's on a scale of 160–760) by first determining your Reading Test score and your Writing and Language Test score. Here's how:

- Using the answer key on page 8, count the number of correct answers you got on Section 1 (the Reading Test). The number of correct answers is your raw score.
- Go to Raw Score Conversion Table 1: Section and Test Scores on page 9. Find your raw score in the "Raw Score" column and match it to the number in the "Reading Test Score" column.
- Do the same with Section 2 to determine your Writing and Language Test score.
- Add your Reading Test score to your Writing and Language Test score.
- Multiply that number by 10. This is your Evidence-Based Reading and Writing Section score.

EXAMPLE: Jennifer answered 29 of the 47 questions correctly on the PSAT/NMSQT Reading Test and 20 of the 44 questions correctly on the PSAT/NMSQT Writing and Language Test. Using the table on page 9, she calculates that she received a PSAT/NMSQT Reading Test score of 28 and a PSAT/NMSQT Writing and Language Test score of 23. She adds 28 to 23 (gets 51) and then multiplies by 10 to determine her PSAT/NMSQT Evidence-Based Reading and Writing Section score is 510.

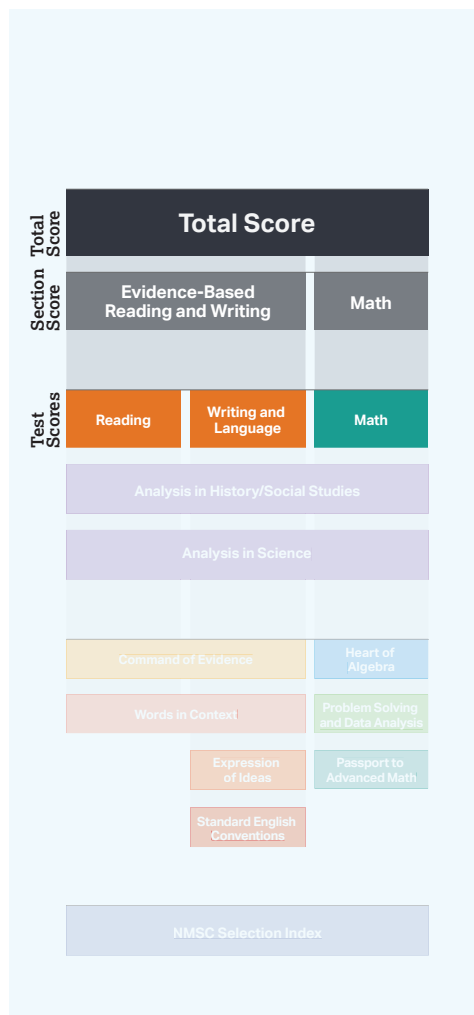
GET YOUR MATH SECTION SCORE

Calculate your PSAT/NMSQT Math Section score (it's on a scale of 160–760).

- Using the answer key on page 8, count the number of correct answers you got on Section 3 (Math Test – No Calculator) and Section 4 (Math Test – Calculator).
- Add the number of correct answers you got on Section 3 (Math Test – No Calculator) and Section 4 (Math Test – Calculator).
- Use Raw Score Conversion Table 1 to turn your raw score into your Math Test and Math Section score. (Your Math Section score is your Math Test score multiplied by 20.)

GET YOUR TOTAL SCORE

Add your Evidence-Based Reading and Writing Section score to your Math Section score. The result is your total score (on a scale of 320–1520) on the PSAT/NMSQT Practice Test.



Your total score on the PSAT/NMSQT practice test is the sum of your Evidence-Based Reading and Writing Section score and your Math Section score.



Use worksheet pages 8 and 9 to calculate your section, test, and total scores.

Get Subscores

Subscores provide more detailed information about your strengths in specific areas within literacy and math. They are reported on a scale of 1–15.

COMMAND OF EVIDENCE

The Command of Evidence subscore is based on questions from both the Reading Test and the Writing and Language Test that ask you to interpret and use evidence found in a wide range of passages and informational graphics, such as graphs, tables, and charts.

1 Add up your total correct answers from the following questions:

- Reading Test: Questions 2; 7; 13; 15; 21; 28; 31; 33; 42; 46
- Writing and Language Test: Questions 6; 11; 20-21; 26; 28; 37; 43

Your raw score is your total correct answers from all of these questions.

2 Use Raw Score Conversion Table 2: Subscores on page 10 to determine your Command of Evidence subscore.

WORDS IN CONTEXT

The Words in Context subscore is based on questions from both the Reading Test and the Writing and Language Test that address word/phrase meaning in context and rhetorical word choice.

1 Add up your total correct answers from the following questions:

- Reading Test: Questions 4; 8-9; 11-12; 24-25; 29; 34; 44
- Writing and Language Test: Questions 7; 9; 15; 22-23; 29; 40; 44

Your raw score is your total correct answers from all of these questions.

2 Use Raw Score Conversion Table 2 to determine your Words in Context subscore.

EXPRESSION OF IDEAS

The Expression of Ideas subscore is based on questions from the Writing and Language Test that focus on topic development, organization, and rhetorically effective use of language.

1 Add up your total correct answers from the following set of questions:

- Writing and Language Test: Questions 2; 6-9; 11; 15; 18-23; 26-29; 31; 34; 36-37; 40; 43-44

Your raw score is your total correct answers from all of these questions.

2 Use Raw Score Conversion Table 2 to determine your Expression of Ideas subscore.

Subscores provide more detailed information about your strengths in specific areas within literacy and math.

Use worksheet pages 8 and 10 to calculate your subscores.

STANDARD ENGLISH CONVENTIONS

The Standard English Conventions subscore is based on questions from the Writing and Language Test that focus on sentence structure, usage, and punctuation.

- 1 Add up your total correct answers from the following questions:
 - Writing and Language Test: Questions 1; 3-5; 10; 12-14; 16-17; 24-25; 30; 32-33; 35; 38-39; 41-42

Your raw score is your total correct answers from all of these questions.

- 2 Use Raw Score Conversion Table 2 to determine your Standard English Conventions subscore.

HEART OF ALGEBRA

The Heart of Algebra subscore is based on questions from the Math Test that focus on linear equations and inequalities.

- 1 Add up your total correct answers from the following questions:
 - Math Test – No Calculator: Questions 5-10; 14-15
 - Math Test – Calculator: Questions 2; 4; 10; 19; 21; 23; 27-28

Your raw score is your total correct answers from all of these questions.

- 2 Use Raw Score Conversion Table 2 to determine your Heart of Algebra subscore.

PROBLEM SOLVING AND DATA ANALYSIS

The Problem Solving and Data Analysis subscore is based on questions from the Math Test that focus on quantitative reasoning, the interpretation and synthesis of data, and solving problems in rich and varied contexts.

- 1 Add up your total correct answers from the following questions:
 - Math Test – Calculator: Questions 1; 3; 5-8; 11-14; 16-18; 25; 30-31

Your raw score is your total correct answers from all of these questions.

- 2 Use Raw Score Conversion Table 2 to determine your Problem Solving and Data Analysis subscore.

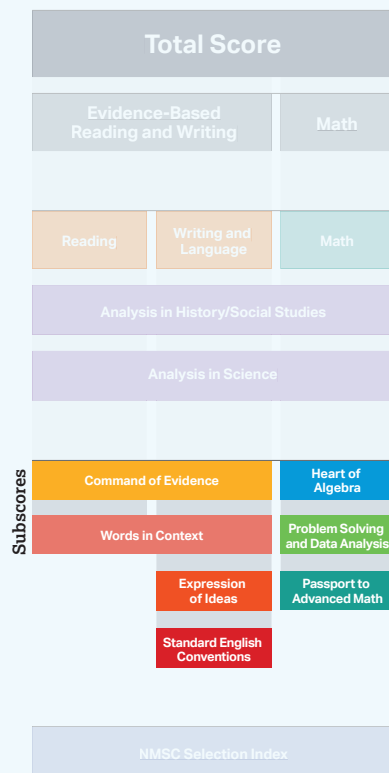
PASSPORT TO ADVANCED MATH

The Passport to Advanced Math subscore is based on questions from the Math Test that focus on topics central to the ability of students to progress to more advanced mathematics, such as understanding the structure of expressions, reasoning with more complex equations, and interpreting and building functions.

- 1 Add up your total correct answers from the following questions:
 - Math Test – No Calculator: Questions 1-4; 12-13; 16-17
 - Math Test – Calculator: Questions 9; 20; 22; 24; 26; 29

Your raw score is your total correct answers from all of these questions.

- 2 Use Raw Score Conversion Table 2 to determine your Passport to Advanced Math subscore.



Use worksheet pages 8 and 10 to calculate your subscores.

Get Cross-Test Scores

The PSAT/NMSQT also reports two cross-test scores: Analysis in History/Social Studies and Analysis in Science. These scores are based on questions in the Reading, Writing and Language, and Math Tests that ask students to think analytically about texts and questions in these subject areas. Cross-test scores are reported on a scale of 8–38.

ANALYSIS IN HISTORY/SOCIAL STUDIES

- 1 Add up your total correct answers from the following questions:
 - Reading Test: Questions 10-18; 29-38
 - Writing and Language Test: Questions 2; 6-9; 11
 - Math Test – No Calculator: Question 10
 - Math Test – Calculator: Questions 1; 11; 16; 18; 30-31

Your raw score is your total correct answers from all of these questions.

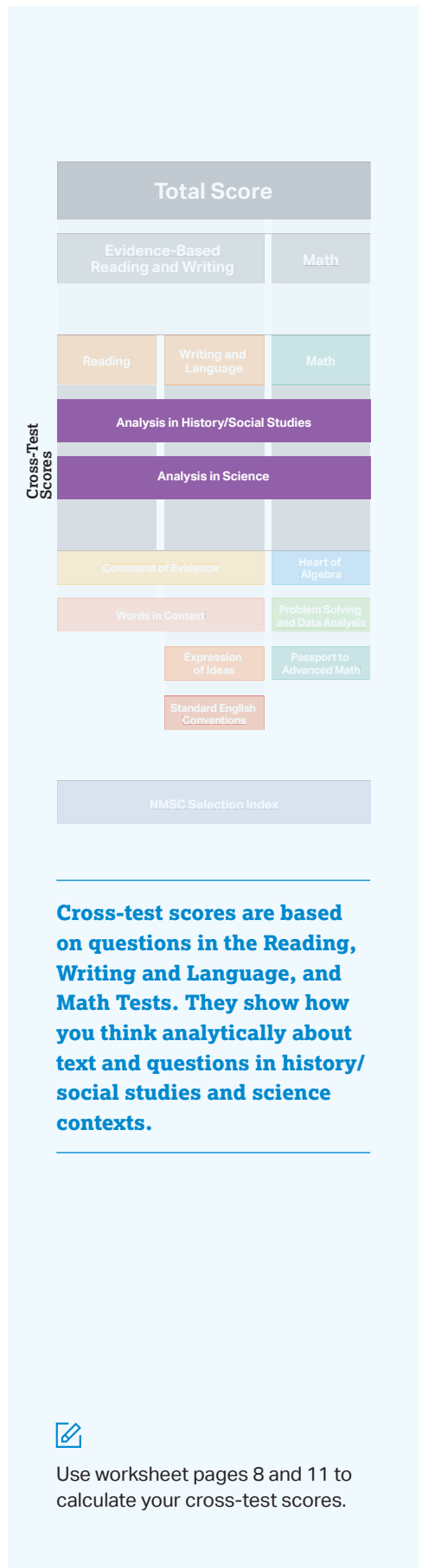
- 2 Use Raw Score Conversion Table 3: Cross-Test Scores on page 11 to determine your Analysis in History/Social Studies cross-test score.

ANALYSIS IN SCIENCE

- 1 Add up your total correct answers from the following questions:
 - Reading Test: Questions 19-28; 39-47
 - Writing and Language Test: Questions 15; 18-22
 - Math Test – No Calculator: Questions 2; 6
 - Math Test – Calculator: Questions 3; 14; 23-25

Your raw score is your total correct answers from all of these questions.

- 2 Use Raw Score Conversion Table 3 to determine your Analysis in Science cross-test score.



Get Selection Index Score

To calculate your Selection Index score, double the sum of your Reading, Writing and Language, and Math Test scores. Here's how:


- 1 Follow the instructions on page 3 to get your Reading, Writing and Language, and Math Test scores. (All of these scores are on a scale of 8–38.)
- 2 Add your Reading Test score, Writing and Language Test score, and Math Test score. Multiply the total test score by two. The result is your Selection Index score. (See Conversion Equation 4: Calculate Your Selection Index Score on page 12.)

The diagram illustrates the calculation of the NMSC Selection Index score. It is structured as follows:

- Total Score** (Grey box)
- Evidence-Based Reading and Writing** (Light blue box) and **Math** (Light blue box)
- Test Scores** (Vertical label on the left):
 - Reading** (Orange box)
 - Writing and Language** (Orange box)
 - Math** (Green box)
- Analysis in History/Social Studies** (Purple box)
- Analysis in Science** (Purple box)
- Command of Evidence** (Yellow box) and **Heart of Algebra** (Blue box)
- Words in Context** (Light orange box) and **Problem Solving and Data Analysis** (Light green box)
- Expression of Ideas** (Light orange box) and **Passport to Advanced Math** (Light green box)
- Standard English Conventions** (Light orange box)

NMSC Selection Index (Vertical label on the left) leads to the final **NMSC Selection Index** (Dark blue box).

The NMSC Selection Index score is based on questions in the Reading, Writing and Language, and Math Tests. The Selection Index score is used by National Merit Scholarship Corporation as an initial screen of students who enter the National Merit Scholarship Program.

 Use worksheet pages 8, 9, and 12 to calculate your Selection Index score.

PSAT/NMSQT Practice Test #2

Worksheet: Answer Key

Reading Test Answers

QUESTION #	CORRECT	MARK YOUR CORRECT ANSWERS	QUESTION #	CORRECT	MARK YOUR CORRECT ANSWERS
1	A		25	C	
2	B		26	B	
3	B		27	B	
4	B		28	A	
5	C		29	D	
6	D		30	B	
7	B		31	D	
8	A		32	A	
9	D		33	C	
10	A		34	A	
11	D		35	A	
12	D		36	C	
13	D		37	B	
14	A		38	C	
15	C		39	C	
16	B		40	C	
17	D		41	B	
18	B		42	B	
19	A		43	A	
20	C		44	A	
21	B		45	A	
22	D		46	D	
23	B		47	C	
24	D				

**READING TEST
RAW SCORE**
(Total # of Correct Answers)

Writing and Language Test Answers

QUESTION #	CORRECT	MARK YOUR CORRECT ANSWERS	QUESTION #	CORRECT	MARK YOUR CORRECT ANSWERS
1	D		23	C	
2	B		24	D	
3	C		25	C	
4	C		26	A	
5	B		27	A	
6	B		28	B	
7	A		29	D	
8	B		30	C	
9	A		31	D	
10	D		32	B	
11	D		33	D	
12	B		34	D	
13	C		35	D	
14	C		36	B	
15	D		37	C	
16	B		38	A	
17	B		39	C	
18	A		40	D	
19	B		41	D	
20	C		42	A	
21	A		43	C	
22	A		44	B	

**WRITING AND LANGUAGE TEST
RAW SCORE**
(Total # of Correct Answers)

Math Test – No Calculator Answers

QUESTION #	CORRECT	MARK YOUR CORRECT ANSWERS
1	D	
2	A	
3	B	
4	C	
5	C	
6	B	
7	A	
8	B	
9	C	
10	D	
11	A	
12	C	
13	B	
14	2	
15	90	
16	1	
17	0	

**MATH TEST –
NO CALCULATOR
RAW SCORE**
(Total # of
Correct Answers)

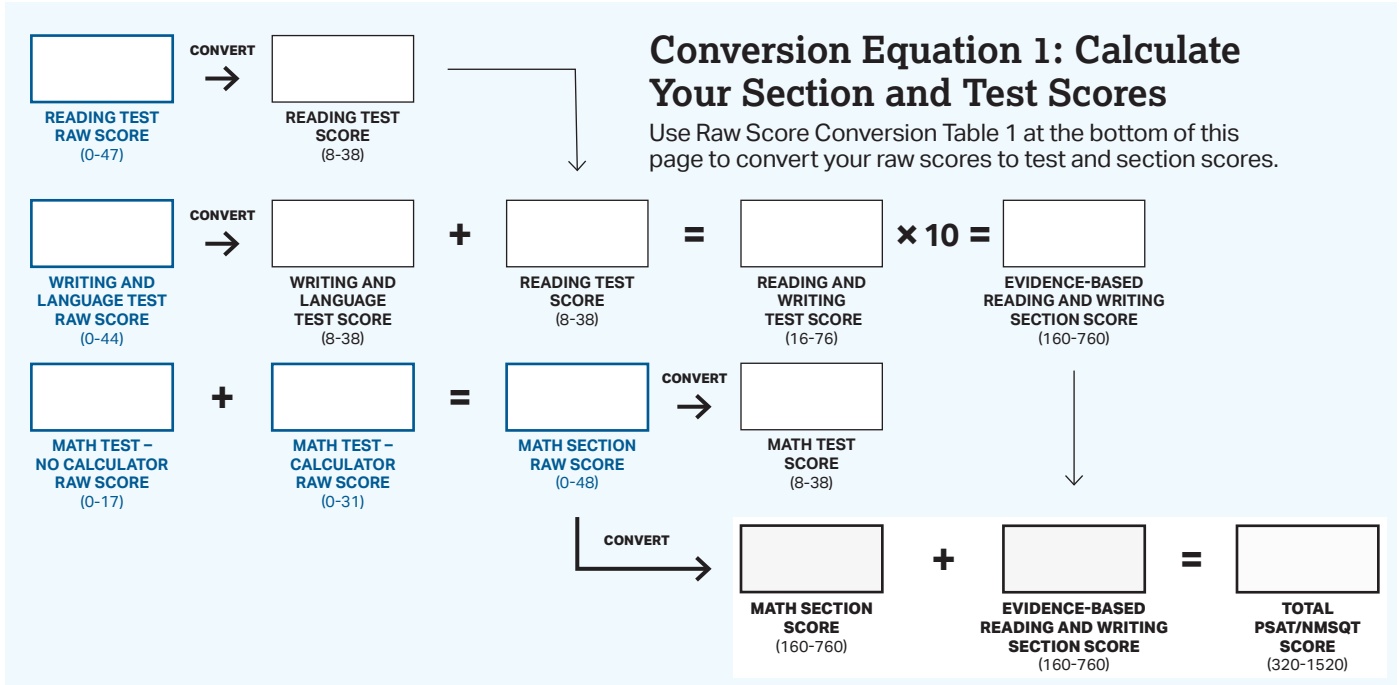
Math Test – Calculator Answers

QUESTION #	CORRECT	MARK YOUR CORRECT ANSWERS
1	B	
2	A	
3	B	
4	D	
5	B	
6	A	
7	B	
8	C	
9	A	
10	D	
11	D	
12	A	
13	B	
14	C	
15	C	
16	B	
17	D	
18	B	
19	C	
20	B	
21	B	
22	D	
23	D	
24	C	
25	B	
26	D	
27	D	
28	65	
29	0, 12	
30	1368	
31	85	

**MATH TEST –
CALCULATOR
RAW SCORE**
(Total # of
Correct Answers)

PSAT/NMSQT Practice Test #2

Worksheet: Section and Test Scores



Raw Score Conversion Table 1: Section and Test Scores

RAW SCORE (# OF CORRECT ANSWERS)	Reading Test Score	Writing and Language Test Score	Math Test Score	Math Section Score
0	8	8	8	160
1	9	9	9.5	190
2	10	10	10.5	210
3	11	11	12	240
4	12	12	13	260
5	13	13	14.5	290
6	14	13	15.5	310
7	15	14	16	320
8	16	14	17	340
9	16	15	17.5	350
10	17	16	18.5	370
11	17	16	19	380
12	18	17	20	400
13	18	18	20.5	410
14	19	18	21	420
15	19	19	21.5	430
16	20	20	22	440
17	21	20	22.5	450
18	21	21	23	460
19	22	22	23.5	470
20	22	23	24	480
21	23	23	24.5	490
22	24	24	25	500
23	24	24	25.5	510
24	25	25	26	520

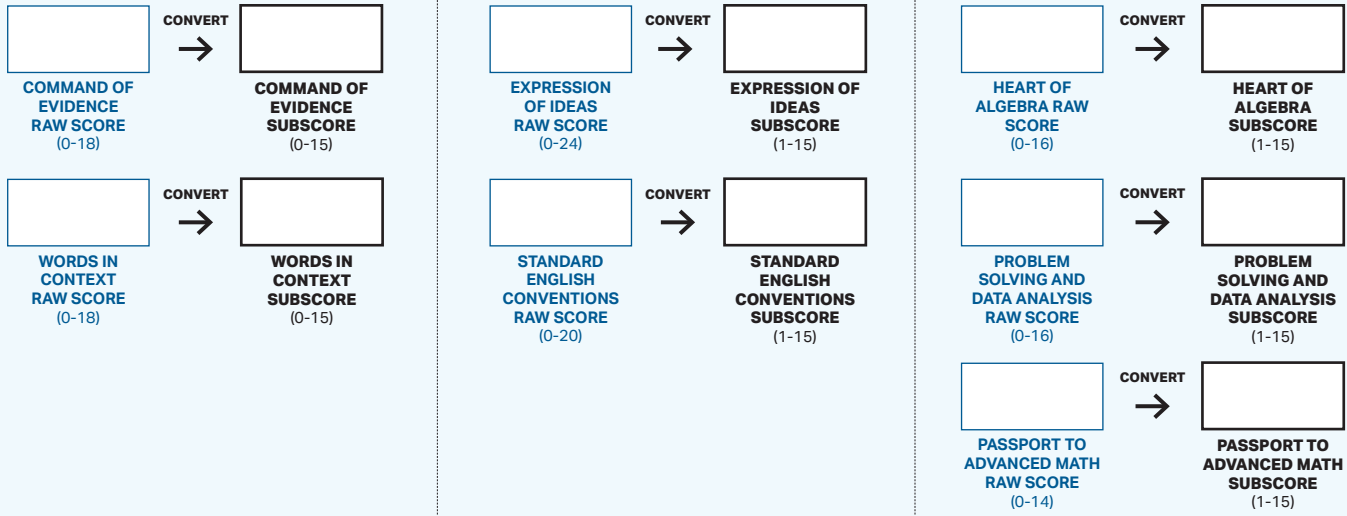
RAW SCORE (# OF CORRECT ANSWERS)	Reading Test Score	Writing and Language Test Score	Math Test Score	Math Section Score
25	25	26	26.5	530
26	26	26	27	540
27	26	27	27	540
28	27	27	27.5	550
29	28	28	28	560
30	28	28	28.5	570
31	29	29	28.5	570
32	29	29	29	580
33	30	30	29.5	590
34	31	31	30	600
35	31	31	30.5	610
36	32	32	31	620
37	32	33	31.5	630
38	33	33	32	640
39	34	34	32.5	650
40	34	35	33.5	670
41	35	36	34	680
42	35	37	35	700
43	36	38	35.5	710
44	36	38	36.5	730
45	37		37	740
46	38		37	740
47	38		37.5	750
48			38	760

PSAT/NMSQT Practice Test #2

Worksheet: Subscores

Conversion Equation 2: Calculate Your Subscores

Use Raw Score Conversion Table 2 at the bottom of this page to convert your raw scores to subscores.



Raw Score Conversion Table 2: Subscores

RAW SCORE (# OF CORRECT ANSWERS)	Command of Evidence	Words in Context	Expression of Ideas	Standard English Conventions	Heart of Algebra	Problem Solving and Data Analysis	Passport to Advanced Math
0	1	1	1	1	1	1	1
1	3	1	2	1	3	3	3
2	4	2	3	2	4	4	5
3	5	3	4	3	5	5	6
4	5	4	4	4	6	6	7
5	6	5	5	5	7	7	8
6	7	5	5	6	7	7	9
7	7	6	6	6	8	8	10
8	8	7	6	7	9	9	11
9	9	8	7	8	9	9	12
10	9	8	7	8	10	10	13
11	10	9	7	9	11	10	14
12	11	10	8	10	12	11	15
13	11	10	8	10	13	12	15
14	12	11	9	11	14	13	15
15	13	12	9	12	15	14	
16	14	13	10	12	15	15	
17	15	14	10	13			
18	15	15	11	14			
19			11	15			
20			12	15			
21			13				
22			14				
23			15				
24			15				

PSAT/NMSQT Practice Test #2

Worksheet: Cross-Test Scores

Conversion Equation 3: Calculate Your Cross-Test Scores

Fill in your question-specific raw scores from page 8 into the table below. Then use Raw Score Conversion Table 3 at the bottom of this page to convert your total raw scores to cross-test scores.

Test	Analysis in History/Social Studies		Analysis in Science	
	Questions	Raw Score	Questions	Raw Score
Reading Test	10-18; 29-38		19-28; 39-47	
Writing and Language Test	2; 6-9; 11		15; 18-22	
Math Test – No Calculator	10		2; 6	
Math Test – Calculator	1; 11; 16; 18; 30-31		3; 14; 23-25	
Total			Total	

↓

ANALYSIS IN HISTORY/
SOCIAL STUDIES
RAW SCORE
(0-32)

→ CONVERT →

ANALYSIS IN HISTORY/
SOCIAL STUDIES
CROSS-TEST SCORE
(8-38)

↓

ANALYSIS IN SCIENCE
RAW SCORE
(0-32)

→ CONVERT →

ANALYSIS IN SCIENCE
CROSS-TEST SCORE
(8-38)

Raw Score Conversion Table 3: Cross-Test Scores

RAW SCORE (# OF CORRECT ANSWERS)	Analysis in History/Social Studies Cross-Test Score	Analysis in Science Cross-Test Score
0	8	8
1	10	9
2	11	11
3	13	13
4	14	15
5	15	16
6	16	17
7	17	18
8	18	18
9	19	19
10	20	20
11	21	20
12	22	21
13	22	22
14	23	22
15	24	23
16	25	24

RAW SCORE (# OF CORRECT ANSWERS)	Analysis in History/Social Studies Cross-Test Score	Analysis in Science Cross-Test Score
17	26	24
18	27	25
19	28	26
20	28	26
21	29	27
22	30	28
23	31	29
24	31	30
25	32	31
26	33	32
27	34	33
28	35	34
29	36	35
30	37	36
31	37	37
32	38	38

PSAT/NMSQT Practice Test #2

Worksheet: Selection Index Score

Conversion Equation 4: Calculate Your Selection Index Score

